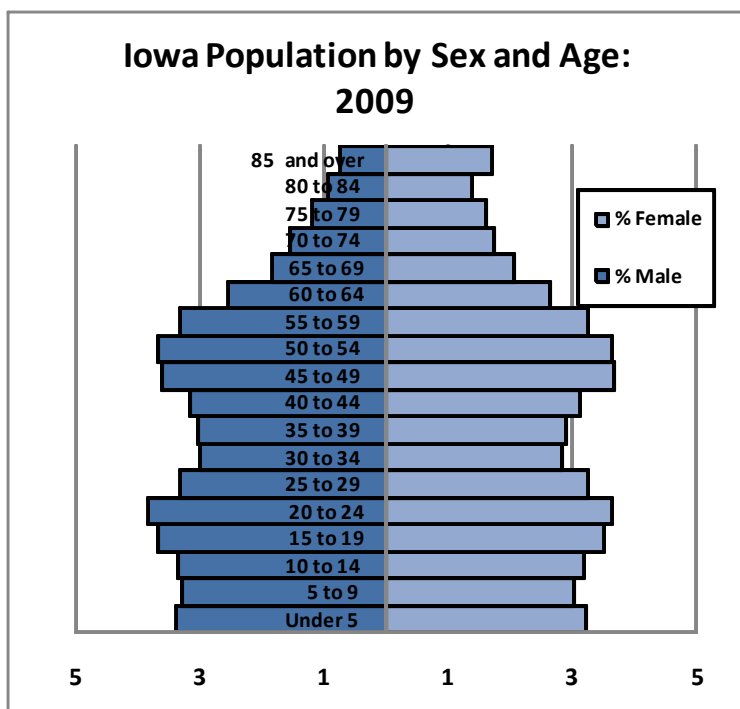


WOMEN IN IOWA: 2011

In 1981, the U.S. Congress passed a resolution establishing National Women's History Week. The week was chosen to coincide with International Women's Day, March 8. In 1987, Congress expanded the week to a month. Every year since, Congress and the Iowa General Assembly have passed a resolution for Women's History Month, and the U.S. president and Iowa's Governor have issued a proclamation.

1,522,247

The estimated population of females in Iowa as of July 1, 2009. That exceeds the number of men (1,485,609). Males outnumber females in each five-year-age group through the 55-to-59 age group. Starting with the 60-to-64 age group women outnumber men. At ages 85 and over there are more than twice as many women as men.



1,747,930

The projected female population of Iowa as of July 1, 2040. According to the U.S. Census Bureau, women will constitute 50.1 percent of the state's total population on that date.

Families and Children

21.0%

The percent of children under 18 in 2009 living with their mother compared to 70.9 percent living with both parents and 7.1 percent living with their father.



109,146

The number of Iowa families with a female householder, no husband present in 2009. In 1970 there were 52,025 families with a female head of household.

664,555

Number of married women in 2009 (including those who are separated or have an absent spouse).

53.6%

Percent of unmarried Iowans who are women in 2009. There are 569,330 unmarried (widowed, divorced or never married) women.

82.5%

Percent of women in Iowa with children under 18 in the labor force in 2009.

39.4

The estimated median age for the female population in Iowa in 2009. The estimated median age for the state of Iowa was 38.0. The male estimated median age was 36.5.

EDUCATION

240,187

The number of girls enrolled in the state's elementary and high schools during 2009, including preschool.

89.2

The graduation rate for girls during in 2009. The graduation rate for boys was 85.3.

Source: Iowa Department of Education

90.7%

The percentage of women in Iowa age 25 and over who had at least a high school education in 2009. This compares to 61.8 percent of women who had completed 4 years of high school or higher in 1970.

24.5%

The percentage of women in Iowa age 25 and over with a bachelor's degree or higher in 2009. This compares to 7.5 percent of women who had completed 4 years of college or higher in 1970.

68,872

Number of women in Iowa 25 years and older with an advanced degree in 2009. (e.g., master's, professional, doctorate.) The number of men in Iowa with an advanced degree in 2009 was 77,013.

171,657

Enrollment of women in Iowa's universities and colleges in 2009. Women make up 59.3 percent of the total enrollment in 2009.

Source: Iowa College Student Aid Commission

Serving Our Nation
14,100

The number of Iowa women in 2009 who are veterans of the U.S. armed forces.

Voting
69.9%

The percentage of women citizens in Iowa who reported voting in the 2008 presidential election, higher than the 63.7 percent of their male counterparts who cast a ballot.

SPORTS AND RECREATION

60,357

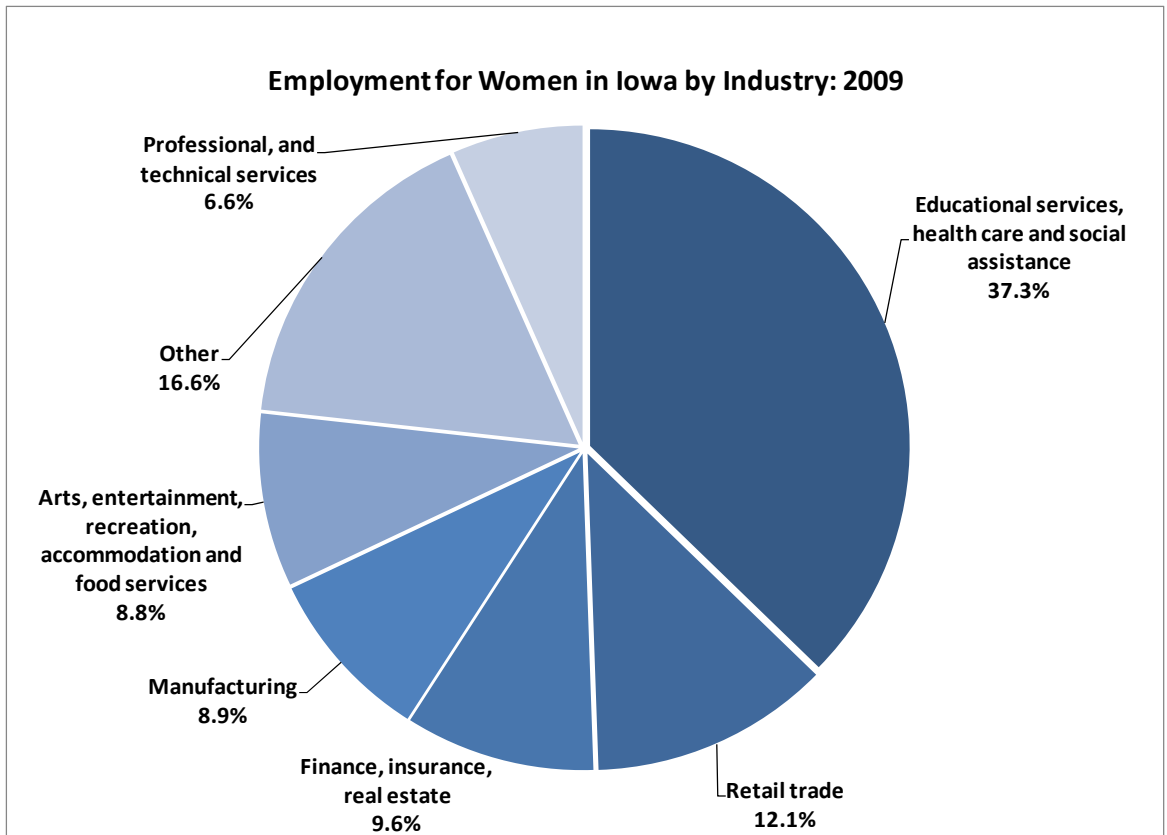
The number of Iowa high school girls participating in athletics in 2005. Volleyball has the highest participation with 14,022 followed by softball 11,712; basketball 9,570; and track and field 9,350.

Source: Iowa Girls High School Athletic Union

5,606

The number of unduplicated women sport participants in Iowa's 2-year and 4-year colleges and universities in 2009.

Source: Office of Postsecondary Education of the U.S. Department of Education



BUSINESSES AND JOBS

66,270

The number of women working self-employed businesses.

23.6%

The percent increase in women-owned firms between 2002 and 2007.

Source: 2002 Survey of Business Owners

5.2%

The unemployment rate for women in Iowa in December 2009. The Iowa unemployment rate at that time was 6.5%.

83.4%

The percent of Iowa women age 16 years to 64 in the labor force in 2009. The percent of men in Iowa age 16 to 64 in the labor force was 88.5%.

Industry

283,885

The number of Iowa women in the Education, Health, and Social services industry in 2009. More women, 37.1% of Iowa's total female labor force, work in this one industry group than in any other

37.3%

The percent of women in Iowa in Management, Professional, and related occupations in 2009.

Earnings

\$31,680

The median earnings in 2009 inflation-adjusted dollars for full-time, year-round women workers in Iowa. Men in Iowa had median earnings of \$42,216.

12.1%

The percent of women who work in the retail trade industry in 2009, the second highest industry for the female labor force. Approximately 9.7 percent work in the finance and insurance, and real estate and rental; 9.2 percent in manufacturing; and 8.9 percent work in the arts, entertainment, and recreation, and

accommodation and food services industry.



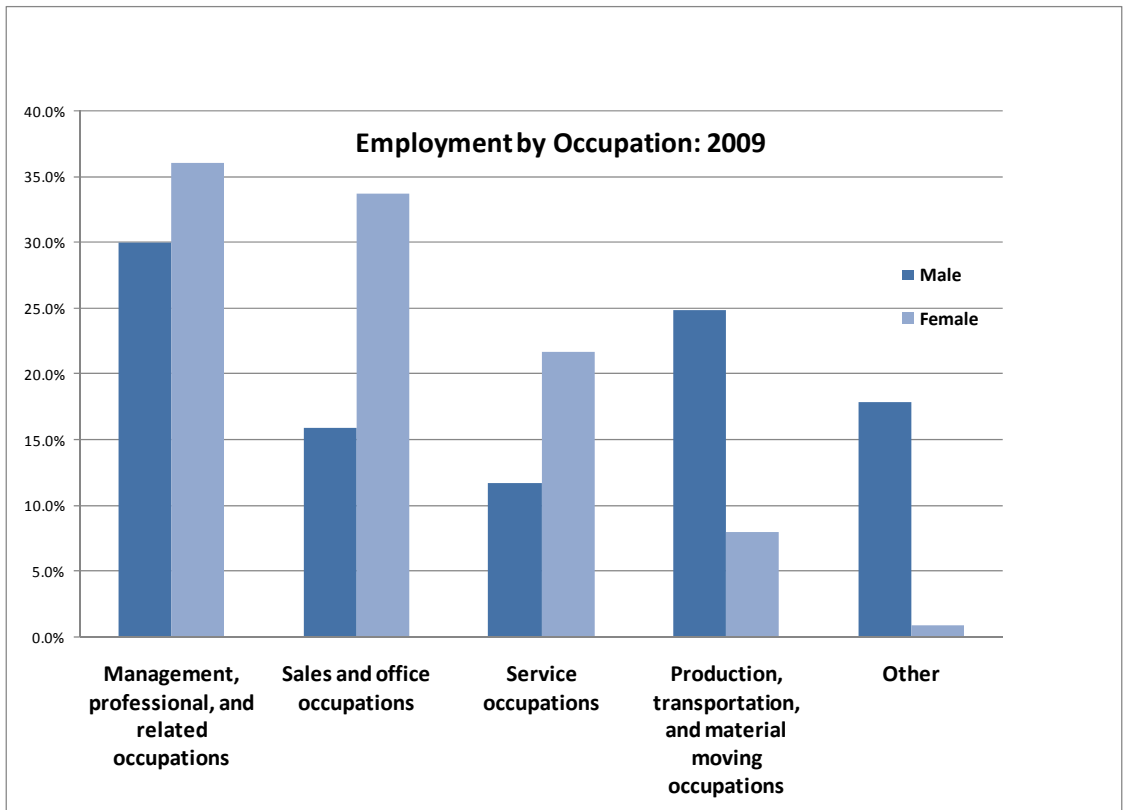
Occupations

162,781

The number of Iowa women in office and administrative support occupations in 2009. Women represent a wide variety of occupations in Iowa. For instance, there are about 67,818 women in healthcare practitioner and technical occupations, 57,266 in management occupations and 65,720 in education training and library occupations.

36.2%

Percent of women in Iowa in Management, professional or related occupations.



State Data Center of Iowa
a program of the State
Library of Iowa

Miller Building
1112 E. Grand Ave
Des Moines, Iowa 50319
Phone: 800-248-4483
Fax: 515-242-6543
Email:
census@lib.state.ia.us

We're on the web!

www.iowadatacenter.org

www.women.iowa.gov

Iowa Commission on
the Status of Women

Department of Human
Rights
321 E. 12th
Lucas State Office Building
Des Moines, IA 50319
Tel: 515/281-4461 or
800/558-4427
Fax: 515/242-6119
Email: women@iowa.gov

Data Source (unless otherwise
noted) :

U.S. Census Bureau,
U.S. Decennial Census
1970,1980,1990 and 2000
American Community Survey,
2009
Photos by U.S. Census Bureau

VITAL EVENTS

13.2

Live births per 1,000
population in 2009.

352.0

The rate of Iowa births to
unmarried women in
2009. (per 1,000 births).

Data provided by the Iowa Depart-
ment of Public Health publication,
"Vital Statistics of Iowa 2009"

24

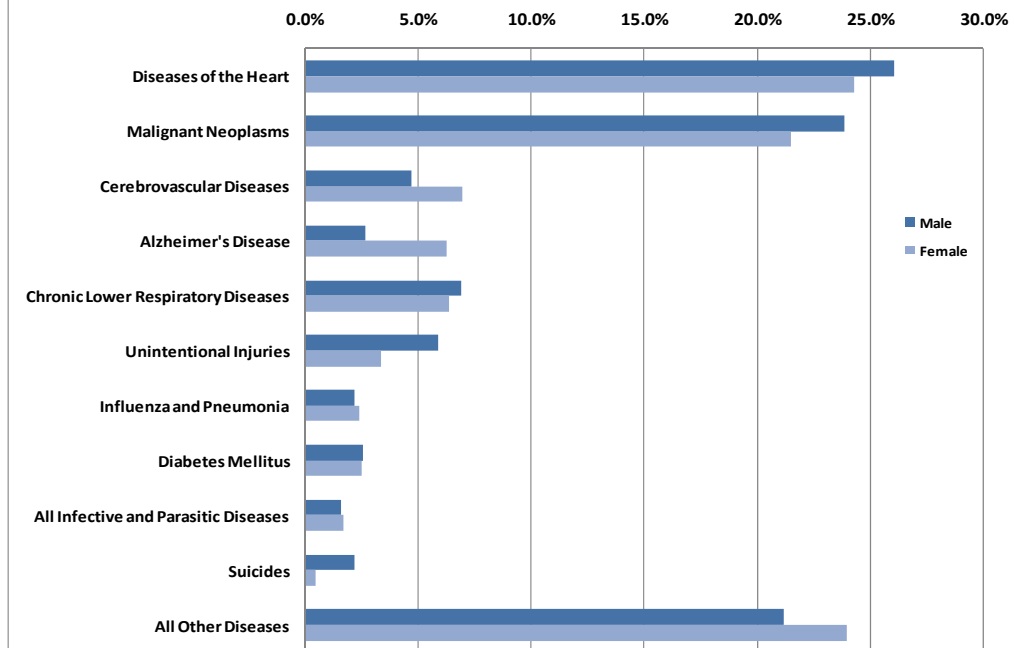
The birth rate for
women age 15-19
in Iowa per 1,000
women in 2009.

9.4

The 2009 death
rate for women in
Iowa per 1,000 population. For men in Iowa the
death rate was 8.9 over the same time period.



Leading Causes of Death by Percent of Total Deaths in Iowa by Gender
2009



INCOME AND POVERTY

\$32,404

The median income for
women in Iowa who
worked full-time, year-
round in the past 12
months in 2009. The me-
dian income for men in
the state was \$43,307.

12.7%

The poverty rate in 2009
for women in Iowa. The
corresponding rate for
men is 10.1 percent.

50.4%

The percentage of female
households, no husband pre-
sent with related children un-
der age 5, below the poverty
level in 2009. The correspond-
ing rate for married-couple
families with related children
under 5 years was 4.9 percent.

\$23,313

The median income for fe-
male householders, no hus-
band present with own chil-
dren under 18 years in
2009. The median income
for married-couple families
with own children under 18
years was \$77,474.